

Up to 430 watt

# WST-NGXB-D3 Full Black

N-Type Bifacial Glass-Glass Series

Higher yield panel design for commercial and residential owners



PERFORMANCE WARRANTY



COMPLIMENTARY INSURANCE

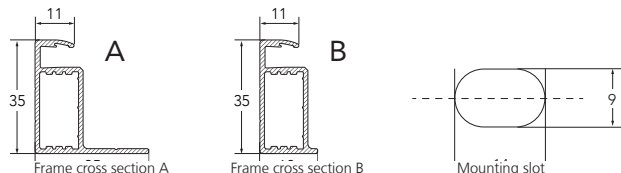
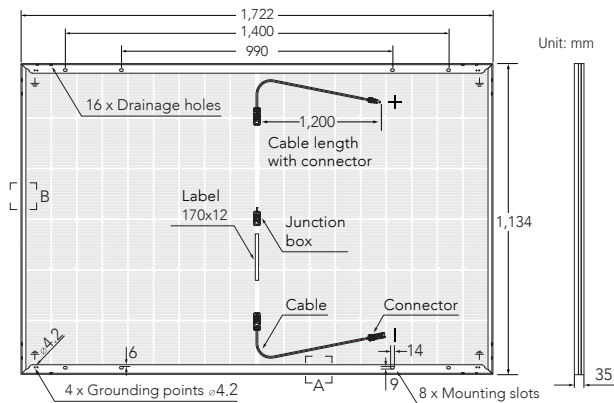


Power to Perform

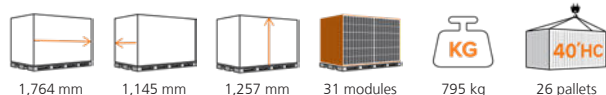


[www.winaico.com.au](http://www.winaico.com.au)

## DIMENSIONS



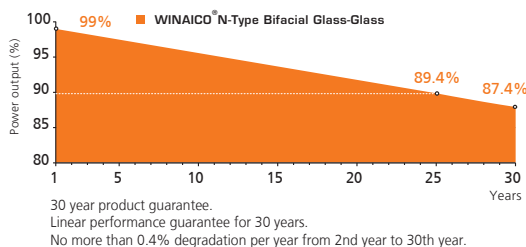
## PACKAGING



## MECHANICAL DATA WINAICO WST-NGXB-D3 SERIES

Cell	Monocrystalline, N-type, bifacial
Quantity and wiring of cells	108 (6 strings x 18 cells)
Bifaciality	Up to 80 %
Dimensions	1,722 x 1,134 x 35 mm (67.80 x 44.65 x 1.38 in)
Weight	24 kg (52.9 lbs)
Front-side glass	2.0 mm, tempered solar glass with anti-reflective coating
Back-side glass	2.0 mm, tempered solar glass, partially black printed
Encapsulant material	POE
Frame	Black anodised aluminium
Junction box	IP68, 3 bypass diodes
Connector type	Stäubli MC4-EVO2A IP68
Cable length (IEC/UL)	Cable 2 x 1.2 m (47.24 in) / 4 mm <sup>2</sup>
Fire safety class <sup>4</sup> (IEC61730)	C
Protection class (IEC 61140)	II

## WINAICO PERFORMANCE GUARANTEE



Operating conditions		WINAICO WST-NGXB-D3		
Operating temperature		-40 °C to +85 °C / -40 °F to +185 °F		
Maximum system voltage IEC/UL		1,500V/1,500V		
Maximum series fuse		30 A		
Maximum design load (push/pull)		3,600 Pa/1,600 Pa		
Maximum test load (push/pull)		5,400 Pa/2,400 Pa		
Nominal module operating temperature NMOT		42 ± 2 °C		
Temperature coefficient of P <sub>MAX</sub>		-0.30%/°C		
Temperature coefficient of V <sub>OC</sub>		-0.25%/°C		
Temperature coefficient of I <sub>SC</sub>		0.045%/°C		
Certifications		IEC 61215-1:2016, IEC 61215-2:2016, IEC 61730-1:2016, IEC 61730-2:2016		
Electrical data (STC) <sup>1</sup>		WST-425NGXB-D3 Full Black	WST-430NGXB-D3 Full Black	
Nominal performance	P <sub>MAX</sub>	425	430	Wp
Voltage at maximum performance	V <sub>MP</sub>	32.35	32.68	V
Current at maximum performance	I <sub>MP</sub>	13.14	13.16	A
Open circuit voltage	V <sub>OC</sub>	38.54	38.60	V
Short circuit current	I <sub>SC</sub>	13.79	13.80	A
Module efficiency		21.76	22.02	%
Bifacial gain <sup>3</sup> *Depending on irradiation conditions	10 % Pmpp	467.5 (+42)	473 (+43)	W
	15 % Pmpp	488 (+63)	494 (+64)	W
	20 % Pmpp	510 (+85)	516 (+86)	W
Power tolerance		-0/+5	0~+5W	W
Electrical data (NMOT) <sup>2</sup>		WST-425NGXB-D3 Full Black	WST-430NGXB-D3 Full Black	
Nominal performance	P <sub>MAX</sub>	319	322	Wp
Voltage at maximum performance	V <sub>MP</sub>	30.28	30.51	V
Current at maximum performance	I <sub>MP</sub>	10.54	10.56	A
Open circuit voltage	V <sub>OC</sub>	36.46	36.52	V
Short circuit current	I <sub>SC</sub>	11.11	11.12	A

- Electrical data applies under standard test conditions (STC): solar radiation 1,000 W/m<sup>2</sup> with light spectrum AM 1.5, with cell temperature 25 °C. Measurement tolerance of P<sub>MAX</sub> at STC: ±3%. Accuracy of other electrical data: ±10%.
- Electrical data applies under Nominal Module Operating Temperature (NMOT), irradiance of 800 W/m<sup>2</sup>, spectrum AM 1.5, ambient temperature 20 °C, wind speed 1 m/s.
- The additional power gain from the rear side depends on the irradiance conditions at the installation site and the mounting situation.
- The fire safety test methods according to IEC 61730-2:2016 Annex B, Fire Tests of Roof Coverings.