

Up to 435 watt

WST-NGX-D3

N-Type Bifacial Glass-Glass Series

Higher yield panel design for commercial and residential owners



PERFORMANCE WARRANTY

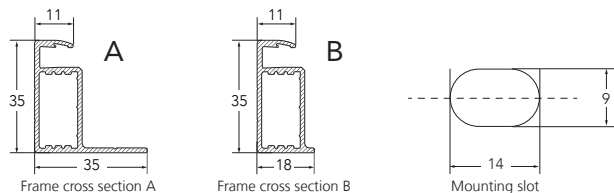
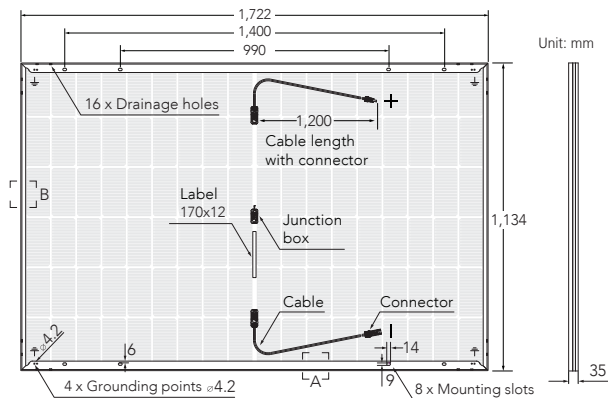


COMPLIMENTARY INSURANCE

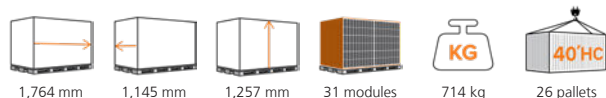


www.winaico.com.au

DIMENSIONS



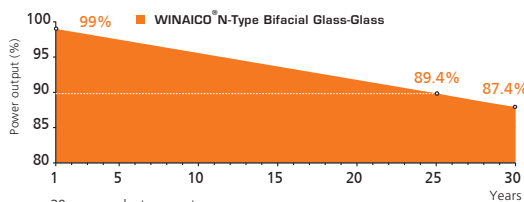
PACKAGING



MECHANICAL DATA WINAICO WST-NGX-D3 SERIES

Cell	Monocrystalline, N-type, bifacial
Quantity and wiring of cells	108 (6 strings x 18 cells)
Bifaciality	Up to 80 %
Dimensions	1,722 x 1,134 x 35 mm (67.80 x 44.65 x 1.38 in)
Weight	21.4 kg (47.18 lbs)
Front-side glass	1.6 mm, tempered solar glass with anti-reflective coating
Back-side glass	1.6 mm, tempered solar glass, partially white printed
Encapsulant material	POE
Frame	Black anodised aluminium
Junction box	IP68, 3 bypass diodes
Connector type	MC4-EVO2A IP68
Cable length (IEC/UL)	Cable 2 x 1.2 m (47.24 in) / 4 mm ²
Fire safety class ⁴ (IEC61730)	C
Protection class (IEC 61140)	II

WINAICO PERFORMANCE GUARANTEE



30 year product guarantee.
Linear performance guarantee for 30 years.
No more than 0.4% degradation per year from 2nd year to 30th year.

Operating conditions		WINAICO WST-NGX-D3	
Operating temperature		-40 °C to +85 °C / -40 °F to +185 °F	
Maximum system voltage IEC/UL		1,500 V/1,500 V	
Maximum series fuse		30 A	
Maximum design load (push/pull)		3,600 Pa/1,600 Pa	
Maximum test load (push/pull)		5,400 Pa/2,400 Pa	
Nominal module operating temperature NMOT		42 ± 2 °C	
Temperature coefficient of P _{MAX}		-0.30%/°C	
Temperature coefficient of V _{OC}		-0.25%/°C	
Temperature coefficient of I _{SC}		0.045%/°C	
Certifications		IEC 61215-1:2016, IEC 61215-2:2016, IEC 61730-1:2016, IEC 61730-2:2016	
Electrical data (STC) ¹		WST-435NGX-D3	
Nominal performance	P _{MAX}	435	Wp
Voltage at maximum performance	V _{MP}	33.01	V
Current at maximum performance	I _{MP}	13.18	A
Open circuit voltage	V _{OC}	38.72	V
Short circuit current	I _{SC}	13.89	A
Module efficiency		22.30	%
Bifacial gain ³ *Depending on irradiation conditions	10 % Pmpp	478 (+43)	W
	15 % Pmpp	500 (+65)	W
	20 % Pmpp	522 (+87)	W
Power tolerance		-0/+5	W
Electrical data (NMOT) ²		WST-435NGX-D3	
Nominal performance	P _{MAX}	325	Wp
Voltage at maximum performance	V _{MP}	30.83	V
Current at maximum performance	I _{MP}	10.54	A
Open circuit voltage	V _{OC}	36.82	V
Short circuit current	I _{SC}	11.20	A

- Electrical data applies under standard test conditions (STC): solar radiation 1,000 W/m² with light spectrum AM 1.5, with cell temperature 25 °C. Measurement tolerance of P_{MAX} at STC: ±3%. Accuracy of other electrical data: ±10%.
- Electrical data applies under Nominal Module Operating Temperature (NMOT), irradiance of 800 W/m², spectrum AM 1.5, ambient temperature 20 °C, wind speed 1 m/s.
- The additional power gain from the rear side depends on the irradiance conditions at the installation site and the mounting situation.
- The fire safety test methods according to IEC 61730-2:2016 Annex B, Fire Tests of Roof Coverings.